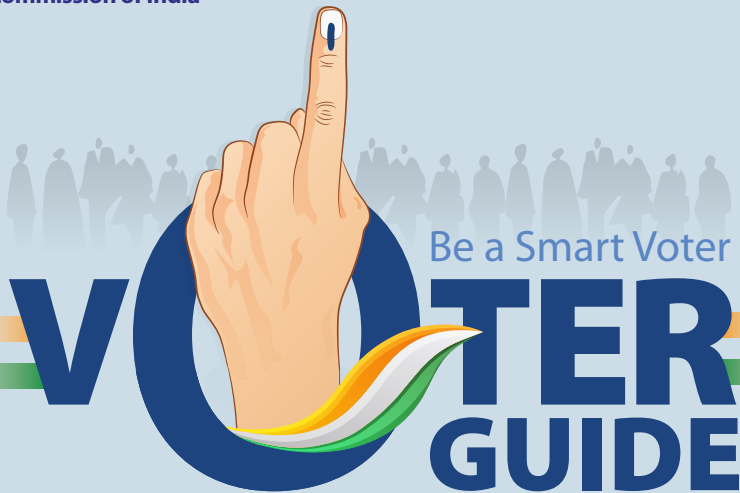




भारत निर्वाचन आयोग  
Election Commission of India



LOK SABHA ELECTION 2024




**NOTHING LIKE VOTING, I VOTE FOR SURE**

# Process of Registration

**ONLINE**

voters.eci.gov.in

or

Voter Helpline App 

**OFFLINE**

Contact your BLO

or

Voter Facilitation Centre

**To enrol as a New Voter you should be**

An Indian citizen

Ordinary resident of polling area

18 years or above

**Now 4 Qualifying Dates to Enrol as a New Voter**

JANUARY

01

APRIL

01

JULY

01

OCTOBER

01

## Verify Your Details

**Form 8**

Change of address/Correction of entries/  
Replacement of EPIC/Marking of PwDs

**Form 7**

Objections against proposed inclusion/  
deletion of name in Voter List

## Search Your Name

In the Voters' List




Use  
Voter Helpline App



voters.eci.gov.in  
ceo\_\_\_\_.nic.in



SMS to 1950:  
ECI<space> <EPIC No>



To cast your vote,  
you must have your  
name in the Voter List

# On Poll Day




**Holiday is declared on the day of poll to facilitate casting of vote**


**It's not a holiday, it's a voting day.**




**No gadgets allowed in polling booth**

**Locate your Polling Station at:**


 [voters.eci.gov.in](https://voters.eci.gov.in)

 Call Voter Helpline - 1950

 Voter Helpline App

**Carry any one of the approved Identity Document/ID proof for voting**

- Voter ID Card (EPIC)
- Aadhaar Card
- PAN Card
- Unique Disability ID (UDID) Card
- Service Identity Card
- Passbook with photo by Bank/Post Office
- Health Insurance Smart Card (M/o Labour)
- Driving License
- Passport
- Smart card issued by RGI under NPR
- Pension Document
- Official identity card issued to MPs/MLAs/MLCs
- MNREGA Job Card



Report unlawful activity through cVIGIL App

# Polling Process



Voter stands in queue



Polling Officer checks your name in Voter List and your ID Proof



Polling Officer marks your finger nail with indelible ink, gives a slip and takes your signature



Polling Officer takes the slip and checks the mark on your finger nail



Voter presses button against candidate of choice/NOTA to vote on the EVM; a red light glows



None Of The Above (NOTA) available as the last option on EVM machines

# Casting Your Vote

1



## Ready to Vote

The 3<sup>rd</sup> Polling Officer enables the Ballot Unit (BU) as you enter the voting compartment. The 'READY' light of BU will glow

2



## Cast your Vote

Press the Blue Button on the Ballot Unit against the name/symbol of candidate of your choice/ NOTA option

3



## See the Light

The red light against the name/ symbol of candidate/ NOTA option chosen will glow

4



## Verify your Vote

The VVPAT will print & display the ballot slip containing Serial Number, Name and Symbol of the chosen candidate/NOTA

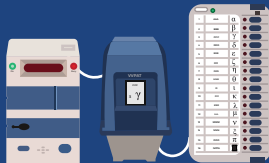
5



## Hear the 'BEEP'

The BEEP sound from the Control Unit marks that vote has been cast successfully

- If you do not see the ballot slip in the VVPAT or hear the loud beep, contact the Presiding Officer
- The slip will be visible through the glass for 7 seconds. Printed slip will be secured in the VVPAT



# Facilitation Apps By ECI



## Saksham-ECI



Accessibility features built-in



Mark yourself as PwD



Apply for a new PwD voter



Apply for wheel chair



## Voter Helpline App




One stop solution for registration and election related services

Check the details of contesting candidates

Generate your Voter Information Slip



## Know Your Candidate App



**Check the details of each candidate of your constituency as given in their affidavit -**

qualification, criminal antecedents, assets and liabilities (if any)



## cVIGIL App

- App becomes active on the day of announcement of elections
- Report unlawful activities/ violation of model code of conduct
- Connected through a mobile phone

# Assured Minimum Facilities For PwDs & Senior Citizens



Ramp & Wheel Chair



EVM with Braille



Special Volunteer



Priority access to PwD  
& Senior Citizens



Sign Language



Transport facility for PwD



## Home Voting Facility/ Postal Ballot Facility

Electors (senior citizens above 80 years, electors employed in notified essential services and PwD with benchmark certificate) can avail Home Voting Facility by filling **Form D**

# Voters' Pledge

"We, the citizens of India, having abiding faith in democracy, hereby pledge to uphold the democratic traditions of our country and the dignity of free, fair and peaceful elections, and to vote in every election fearlessly and without being influenced by considerations of religion, race, caste, community, language or any inducement."



Register online or  
verify your details at  
**voters.eci.gov.in**

Apps to install



eci.gov.in



**I VOTE FOR SURE**



fb.com/ECI



@ecisveep



youtube.com/eci



@ecisveep



Election Commission of India